


# Parts Catalog

Mazda MX-5 MIATA  
U.S.A.  
(95▶96)



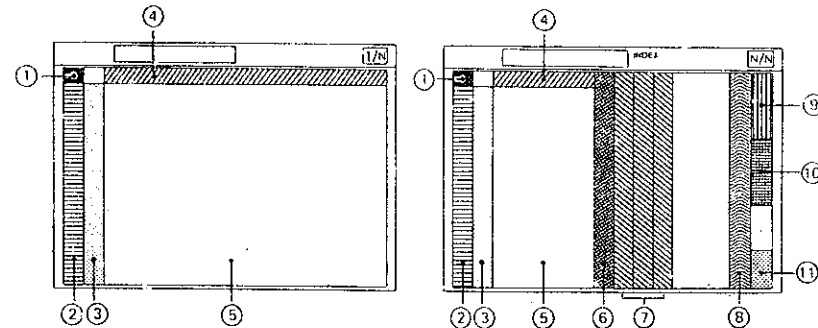
NA35 • -600001~700000  
NA3 • • -700001~800000

Jul. '97 (FINAL)  
Catalog No. AU-NA05-04

**mazda**  
© 1997 Mazda Motor Corporation

## LAYOUT OF CONTENTS / DISPOSITION TYPOGRAPHIQUE DE CONTENU / DISPOSICION DEL CONTENIDO / ANORDNUNG DES INHALTS

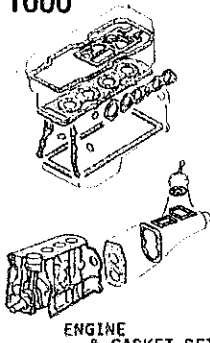
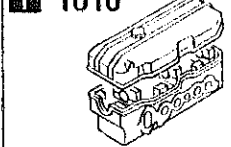
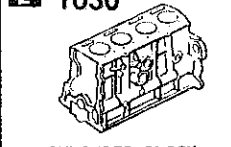


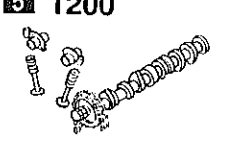
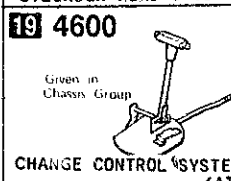
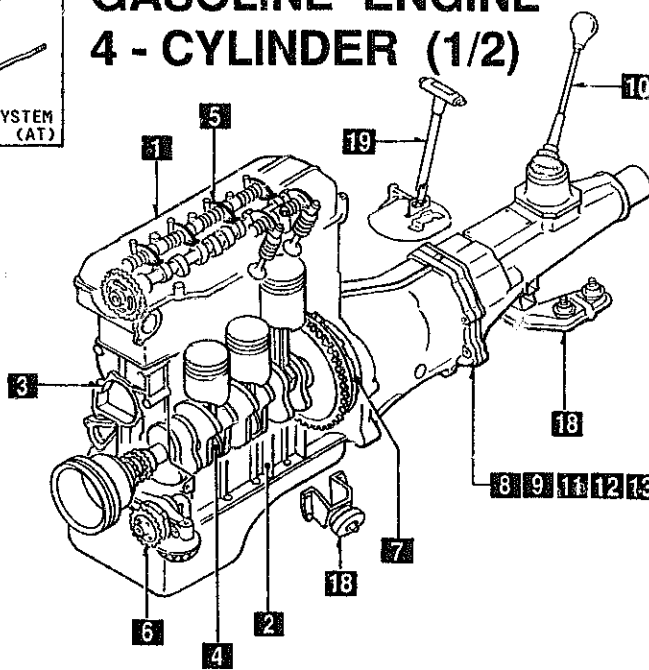
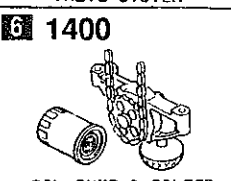

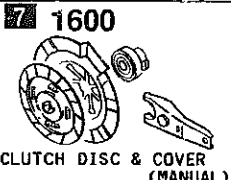

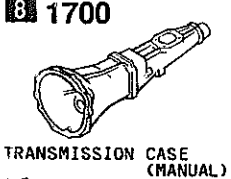
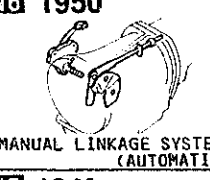


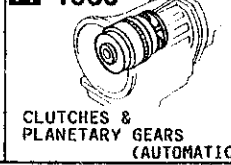



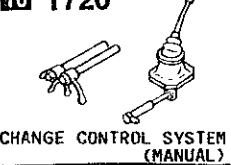
- The following is a typical example of the layout of contents on Mazda microfiche parts catalog.
- Voici un exemple typique de la disposition typographique de contenu dans les microfiches de catalogue des pièces de Mazda.
- El siguiente es un ejemplo típico de la disposición del contenido en una microficha del catálogo de repuestos de Mazda.
- Folgendes ist ein typisches Beispiel der Inhaltsanordnung des Mazda-Mikrofiche-Teilekatalogs.






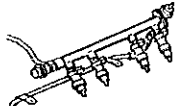
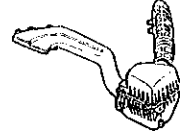
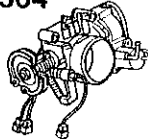
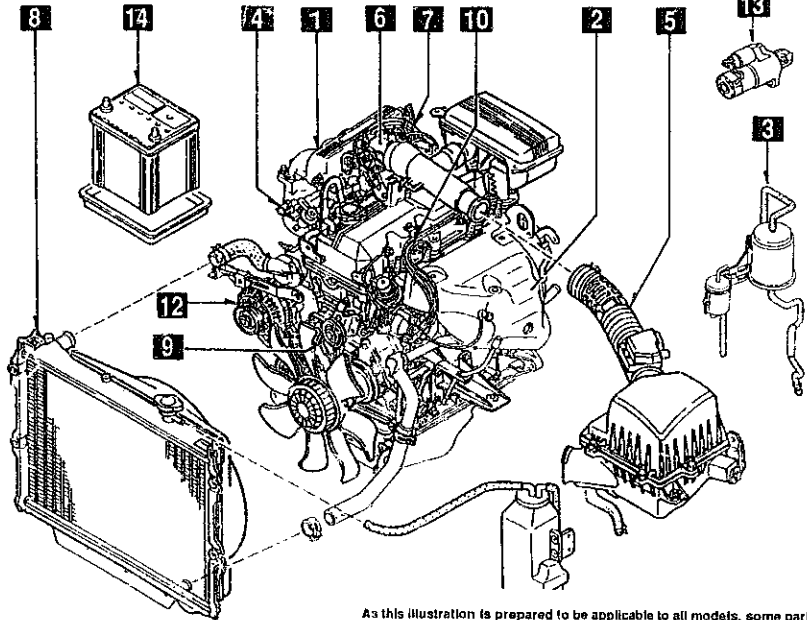

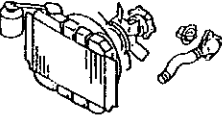

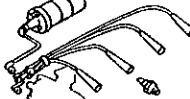
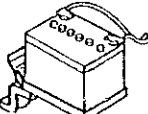
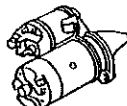

Remark : The items listed under ④ have been deleted from each fiche since Dec. '93

- |  |  |   |
|--|--|---|
| ① • Layout of contents<br>• Disposition Typographique de Contenu<br>• Disposición del contenido<br>• Anordnung des Inhalts   | ② • Pictorial Index<br>• Index par Schémas<br>• Índice Gráfico<br>• Illustrierter Index                            | ③ • Master Section No. Index<br>• Index des Numéros des Sections Totale<br>• Índice del Número de la Sección Maestra<br>• Hauptabschnittsnummer-Index       |
| <del>④ • Section No. Index for the Column<br/>• Index des Numéros des Sections pour les Colonnes<br/>• N° de la Sección para el Índice<br/>• Abschnittsnummer-Index für die Spalte</del> | ⑤ • Illustration & Text<br>• Illustrations et Textes<br>• Ilustración y Texto<br>• Abbildung und Text              | ⑥ • Part No. Index<br>• Index des Numéros des Pièces<br>• Índice del N° de Pieza<br>• Teile-Nr.-Index   |
| ⑦ • Alphabetical Index<br>• Index Alphabétique<br>• Índice Alfabético<br>• Alphabetischer Index  | ⑧ • Model Identification<br>• Identification des Modèles<br>• Identificación del Modelo<br>• Mod.-I.-Kennzeichnung | ⑨ • Vehicle Identification System<br>• Système d'Identification de Véhicule<br>• Sistema de Identificación de Vehículo<br>• Fahrzeug-Identifikations-System |

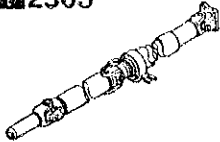
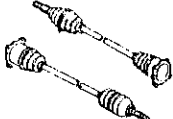
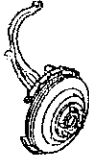




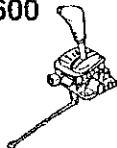
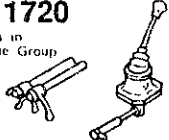
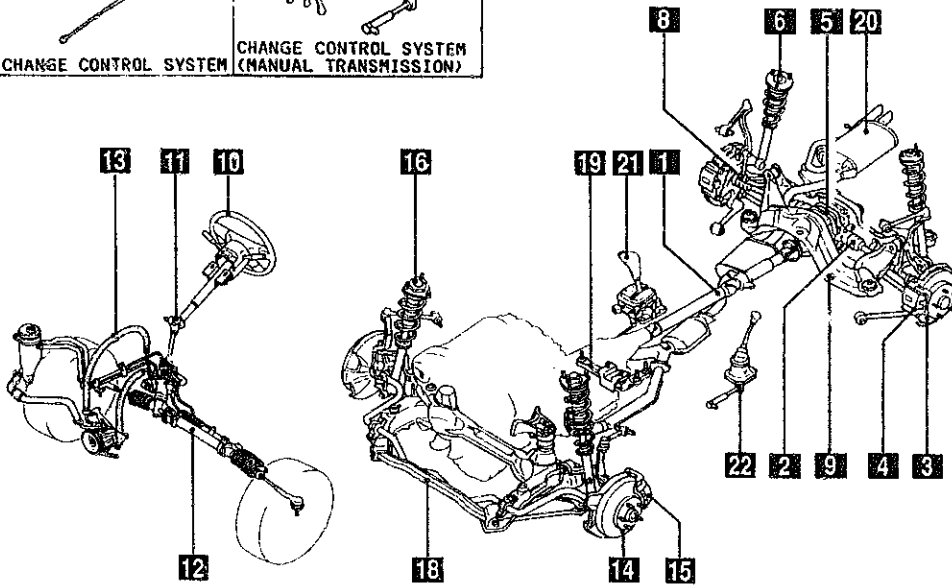

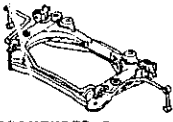
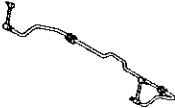
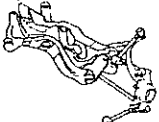
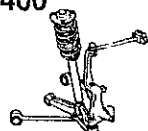


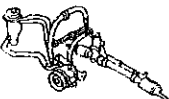

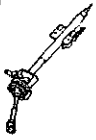
## PICTORIAL INDEX

<p><b>1000</b></p>  <p style="text-align: center;"><b>ENGINE &amp; GASKET SETS</b></p>	<p><b>1 1010</b></p>  <p style="text-align: center;"><b>CYLINDER HEAD &amp; COVER</b></p>	<p><b>2 1030</b></p>  <p style="text-align: center;"><b>CYLINDER BLOCK</b></p>	<p><b>3 1040</b></p>  <p style="text-align: center;"><b>OIL PAN &amp; TIMING COVER</b></p>	<p><b>4 1100</b></p>  <p style="text-align: center;"><b>PISTON, CRANKSHAFT &amp; FLYWHEEL</b></p>	<p><b>5 1200</b></p>  <p style="text-align: center;"><b>VALVE SYSTEM</b></p>
<p><b>19 4600</b></p> <p style="text-align: center;"><small>Given in Chassis Group</small></p>  <p style="text-align: center;"><b>CHANGE CONTROL SYSTEM (AT)</b></p>	<h3 style="margin: 0;">GASOLINE ENGINE 4 - CYLINDER (1/2)</h3> 				<p><b>6 1400</b></p>  <p style="text-align: center;"><b>OIL PUMP &amp; FILTER</b></p>
<p><b>18 3900</b></p> <p style="text-align: center;"><small>Given in Chassis Group</small></p>  <p style="text-align: center;"><b>ENGINE &amp; T/MISSION MOUNTINGS</b></p>	<p style="text-align: center;"><small>As this illustration is prepared to be applicable to all models, some parts are different in specifications from parts listed in this parts Catalog.</small></p>				<p><b>7 1600</b></p>  <p style="text-align: center;"><b>CLUTCH DISC &amp; COVER (MANUAL)</b></p>
<p><b>17 1960</b></p>  <p style="text-align: center;"><b>GASKET &amp; SEAL KIT (AUTOMATIC)</b></p>	<p style="text-align: center;"><small>As this illustration is prepared to be applicable to all models, some parts are different in specifications from parts listed in this parts Catalog.</small></p>				<p><b>8 1700</b></p>  <p style="text-align: center;"><b>TRANSMISSION CASE (MANUAL)</b></p>
<p><b>16 1950</b></p>  <p style="text-align: center;"><b>MANUAL LINKAGE SYSTEM (AUTOMATIC)</b></p>	<p style="text-align: center;"><small>As this illustration is prepared to be applicable to all models, some parts are different in specifications from parts listed in this parts Catalog.</small></p>				<p><b>9 1710</b></p>  <p style="text-align: center;"><b>TRANSMISSION GEARS (MANUAL)</b></p>
<p><b>15 1940</b></p>  <p style="text-align: center;"><b>GOVERNOR, LOW &amp; REVERSE PISTON (AUTOMATIC)</b></p>	<p><b>14 1930</b></p>  <p style="text-align: center;"><b>CLUTCHES &amp; PLANETARY GEARS (AUTOMATIC)</b></p>	<p><b>13 1925</b></p>  <p style="text-align: center;"><b>CONTROL VALVE (AUTOMATIC)</b></p>	<p><b>12 1920</b></p>  <p style="text-align: center;"><b>TRANSMISSION CASE &amp; MAIN CONTROL SYSTEM (AUTOMATIC)</b></p>	<p><b>11 1910</b></p>  <p style="text-align: center;"><b>TORQUE CONVERTER, OIL PUMP &amp; PIPINGS (AUTOMATIC)</b></p>	<p><b>10 1720</b></p>  <p style="text-align: center;"><b>CHANGE CONTROL SYSTEM (MANUAL)</b></p>

## PICTORIAL INDEX

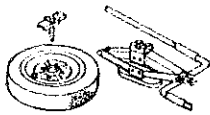

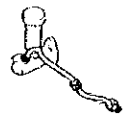

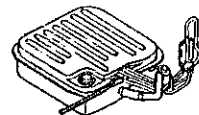
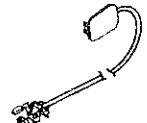
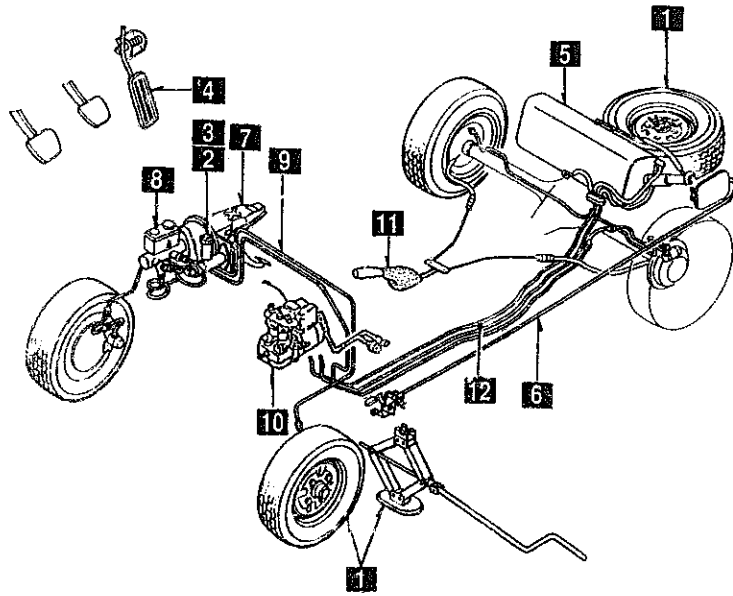
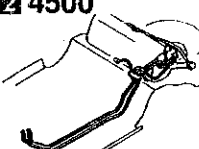
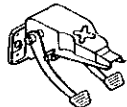
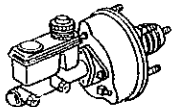

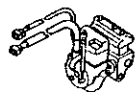
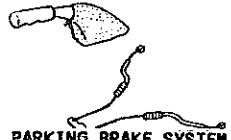
<b>1</b> 1300  INLET MANIFOLD	<b>2</b> 1310  EXHAUST MANIFOLD	<b>3</b> 1320  FUEL SYSTEM	<b>4</b> 1325  FUEL DISTRIBUTOR	<b>5</b> 1330  AIR CLEANER	<b>6</b> 1364  THROTTLE BODY
<h3 style="margin: 0;">GASOLINE ENGINE 4 - CYLINDER (2/2)</h3>					
					
<small>As this illustration is prepared to be applicable to all models, some parts are different in specifications from parts listed in this parts Catalog.</small>					
<div style="display: flex; justify-content: space-between;"> <div style="width: 16.6%;"> <b>7</b> 1370                        EMISSION CONTROL SYSTEM (INLET SIDE)                 </div> <div style="width: 16.6%;"> <b>8</b> 1500                        COOLING SYSTEM                 </div> <div style="width: 16.6%;"> <b>9</b> 1580                        BRACKET, PULLEY &amp; BELT                 </div> <div style="width: 16.6%;"> <b>10</b> 1800                        ENGINE ELECTRICAL SYSTEM                 </div> </div>					
		<b>14</b> 1850  BATTERY	<b>13</b> 1840  STARTER	<b>12</b> 1830  ALTERNATOR	

## PICTORIAL INDEX



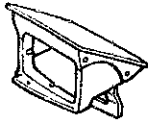
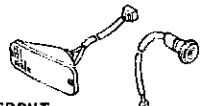

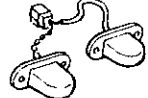
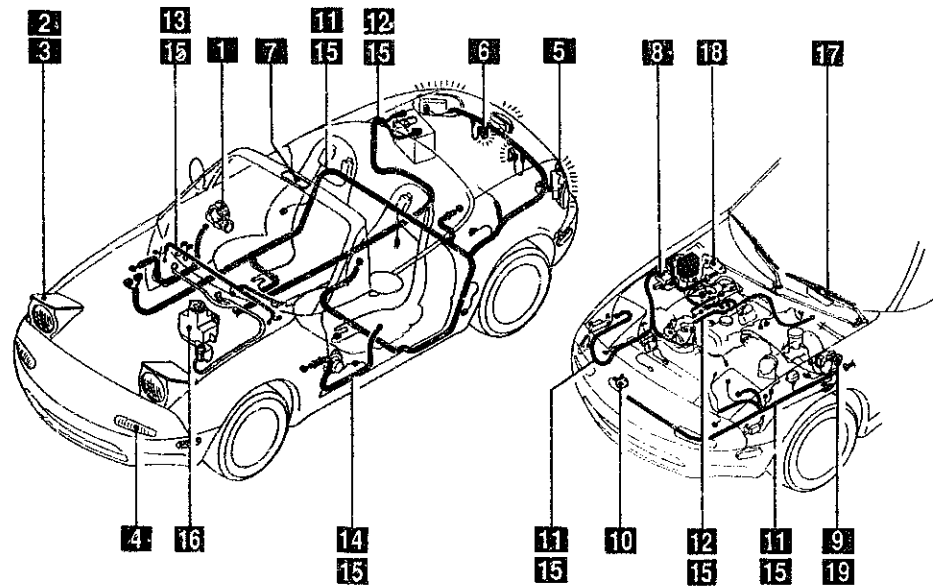
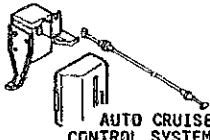



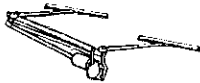

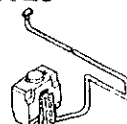
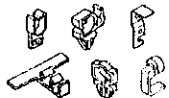



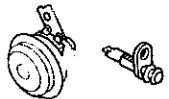

<p><b>1 2505</b></p>  <p>REAR PROPELLER SHAFT</p>	<p><b>2 2550</b></p>  <p>REAR DRIVE SHAFT</p>	<p><b>3 2600</b></p>  <p>REAR AXLE</p>	<p><b>4 2610</b></p>  <p>REAR BRAKE MECHANISMS</p>	<p><b>5 2710</b></p>  <p>REAR DIFFERENTIALS</p>	<p><b>6 2800</b></p>  <p>REAR SUSPENSION MECHANISMS</p>
<p><b>20 4000</b></p>  <p>EXHAUST SYSTEM</p>	<p><b>21 4600</b></p>  <p>CHANGE CONTROL SYSTEM</p>	<p><b>22 1720</b> Given in Engine Group</p>  <p>CHANGE CONTROL SYSTEM (MANUAL TRANSMISSION)</p>		<h3>CHASSIS (1/2)</h3> 	
<p><b>19 3900</b></p>  <p>ENGINE &amp; T/MISSION MOUNTINGS</p>					<p><b>7</b></p>
<p><b>18 3410</b></p>  <p>CROSSMEMBER &amp; STABILIZER</p>					<p><b>8 2810</b></p>  <p>REAR STABILIZER</p>
<p><b>17</b></p>					<p><b>9 2830</b></p>  <p>REAR LOWER ARMS &amp; SUB FRAME</p>
<p><b>16 3400</b></p>  <p>FRONT SUSPENSION MECHANISMS</p>	<p><b>15 3310</b></p>  <p>FRONT BRAKE MECHANISMS</p>	<p><b>14 3300</b></p>  <p>FRONT AXLE</p>	<p><b>13 3240</b></p>  <p>POWER STEERING SYSTEM (FRONT)</p>	<p><b>12 3220</b></p>  <p>STEERING GEAR</p>	<p><b>11 3210</b></p>  <p>STEERING COLUMN &amp; SHAFTS</p>

As this illustration is prepared to be applicable to all models, some parts are different in specifications from parts listed in this parts Catalog.

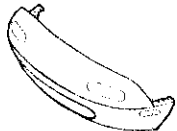

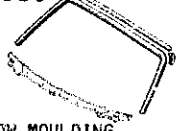

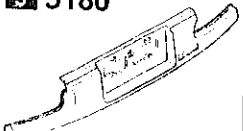


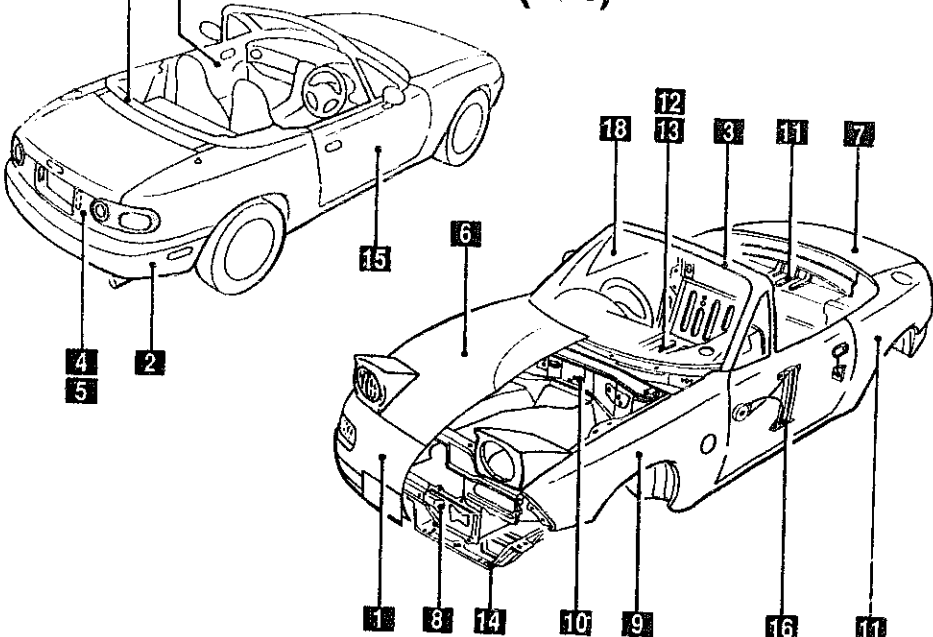



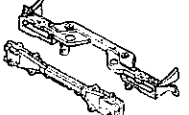

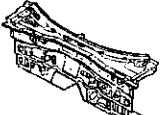
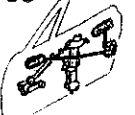
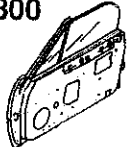

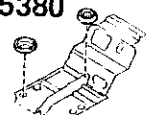
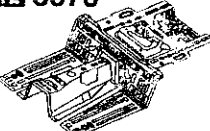
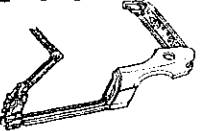
## PICTORIAL INDEX

<b>1 3700</b>  TIRES & JACK	<b>2 4140</b>  CLUTCH RELEASE & MASTER CYLINDERS	<b>3 4145</b>  CLUTCH PIPINGS	<b>4 4160</b>  ACCELERATOR CONTROL SYSTEM	<b>5 4200</b>  FUEL TANK	<b>6 4210</b>  FUEL LID OPENER
<h3 style="margin: 0;">CHASSIS (2/2)</h3> 					
As this illustration is prepared to be applicable to all models, some parts are different in specifications from parts listed in this parts Catalog.					
				<b>12 4500</b>  FUEL PIPINGS	<b>7 4300</b>  CLUTCH & BRAKE PEDALS
					<b>8 4340</b>  BRAKE MASTER CYLINDER & POWER BRAKE
					<b>9 4360</b>  BRAKE PIPINGS
					<b>10 4370</b>  ANTILOCK BRAKE SYSTEM
					<b>11 4400</b>  PARKING BRAKE SYSTEM

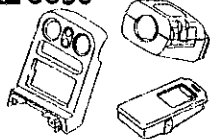


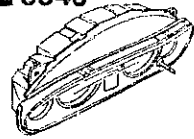
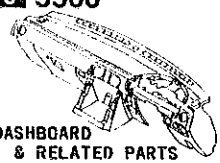
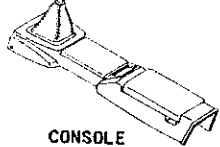
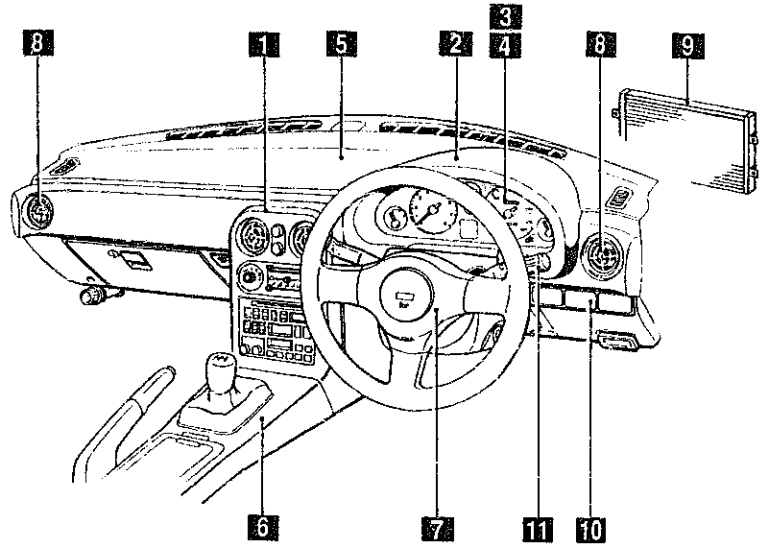

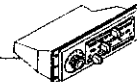



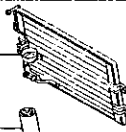


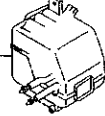

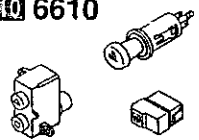
## PICTORIAL INDEX

<p><b>1 0900</b></p>  <p>KEY SETS</p>	<p><b>2 5100</b></p>  <p>HEAD LAMPS</p>	<p><b>3 5103</b></p>  <p>HEAD LAMP RETRACTORS</p>	<p><b>4 5105</b></p>  <p>FRONT COMBINATION LAMPS</p>	<p><b>5 5110</b></p>  <p>REAR COMBINATION LAMPS</p>	<p><b>6 5120</b></p>  <p>LICENSE LAMPS</p>
<p><b>BODY (1/4)</b></p> 					
<p><b>19 6640</b></p>  <p>AUTO CRUISE CONTROL SYSTEM</p>					<p><b>7 5125</b></p>  <p>INTERIOR LAMPS</p>
<p><b>18 6740</b></p>  <p>WIPER MOTOR COMPONENTS (FRONT)</p>					<p><b>8 6600</b></p>  <p>SWITCHES &amp; RELAYS (ENGINE)</p>
<p><b>17 6730</b></p>  <p>WINDSHIELD WIPERS</p>					<p><b>9 6630</b></p>  <p>RELAYS &amp; UNIT (BODY)</p>
<p><b>16 6720</b></p>  <p>WINDSHIELD WASHER</p>	<p><b>15 6704</b></p>  <p>WIRING HARNESS CLAMPS</p>	<p><b>14 6703</b></p>  <p>WIRING HARNESSSES (DOOR, FLOOR/CEILING)</p>	<p><b>13 6702</b></p>  <p>WIRING HARNESSSES (DASHBOARD)</p>	<p><b>12 6701</b></p>  <p>WIRING HARNESSSES (ENGINE &amp; T/MISSION)</p>	<p><b>10 6635</b></p>  <p>DOOR SWITCH &amp; HORNS</p>
<p><small>As this illustration is prepared to be applicable to all models, some parts are different in specifications from parts listed in this parts Catalog.</small></p>					
<p><b>11 6700</b></p>  <p>WIRING HARNESSSES (FRONT &amp; REAR)</p>					

## PICTORIAL INDEX

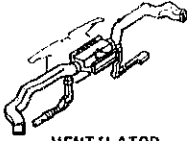


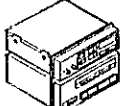
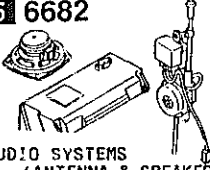

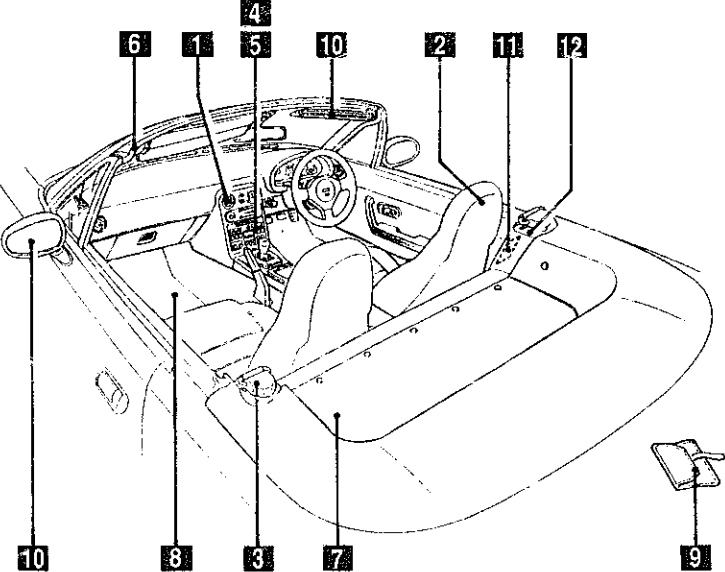

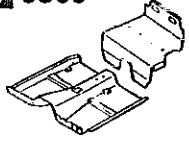




<b>1</b> 5000  FRONT BUMPER	<b>2</b> 5010  REAR BUMPER	<b>3</b> 5030  WINDOW MOULDING & COWL GRILLES	<b>4</b> 5170  ORNAMENTS	<b>5</b> 5180  REAR FINISHER	<b>6</b> 5230  BONNET
<div style="display: flex; justify-content: space-between;"> <div style="width: 15%;"> <b>19</b> 6330              SUNROOF         </div> <div style="width: 60%; text-align: center;"> <h3 style="margin: 0;">BODY (2/4)</h3>  </div> <div style="width: 15%;"> <b>7</b> 5260              TRUNK LID         </div> </div>					
<div style="display: flex; justify-content: space-between;"> <div style="width: 15%;"> <b>18</b> 6300              WINDOW GLASSES         </div> <div style="width: 15%;"> <b>17</b> 5840              FRONT DOOR TRIMS &amp; RELATED PARTS         </div> <div style="width: 15%;"> <b>8</b> 5310              FRONT PANELS         </div> <div style="width: 15%;"> <b>9</b> 5320              FENDER &amp; WHEEL APRON PANELS         </div> <div style="width: 15%;"> <b>10</b> 5330              DASH &amp; COWL PANELS         </div> </div>					
<b>16</b> 5830  FRONT DOOR MECHANISMS	<b>15</b> 5800  FRONT DOORS	<b>14</b> 5390  FLOOR ATTACHMENTS	<b>13</b> 5380  FLOOR ATTACHMENTS (HOLE COVERS)	<b>12</b> 5370  FLOOR PANELS	<b>11</b> 5340  SIDE PANELS

## PICTORIAL INDEX

<p><b>1</b> 5500</p>  <p>DASHBOARD EQUIPMENTS</p>	<p><b>2</b> 5520</p>  <p>METER HOOD</p>	<p><b>3</b> 5530</p>  <p>SPEEDOMETER CABLE</p>	<p><b>4</b> 5540</p>  <p>METER COMPONENTS</p>	<p><b>5</b> 5560</p>  <p>DASHBOARD &amp; RELATED PARTS</p>	<p><b>6</b> 5570</p>  <p>CONSOLE</p>
<h3 style="margin: 0;">BODY (3/4)</h3> 					
<p><b>7</b> 5795</p>  <p>AIR BAG</p>					
<p><b>8</b></p> <p>6115 </p> <p>6110 </p> <p>6100 </p> <p>6120 </p> <p>HEATER</p>					
<p><b>9</b></p> <p>6130 </p> <p>6135 </p> <p>6140 </p> <p>6150 </p> <p>AIR CONDITIONER</p>					
<p><b>11</b> 6611</p>  <p>COMBINATION SWITCH</p>					
<p><b>10</b> 6610</p>  <p>DASHBOARD SWITCHES</p>					



## PICTORIAL INDEX

<b>1</b> 5580  VENTILATOR	<b>2</b> 5700  SEATS	<b>3</b> 5790  SEAT BELTS	<b>4</b> 6680  AUDIO SYSTEMS (RADIO & TAPE DECK)	<b>5</b> 6682  AUDIO SYSTEMS (ANTENNA & SPEAKER)	<b>6</b> 6820  FRONT HEADER TRIM & PILLAR TRIMS
<h3 style="margin: 0;">BODY (4/4)</h3> 					
<small>As this illustration is prepared to be applicable to all models, some parts are different in specifications from parts listed in this parts Catalog.</small>					
				<b>7</b> 6840  TRIMS & SCUFF PLATES	<b>8</b> 6860  FLOOR MATS & PADS
				<b>9</b> 6870  SERVICE TOOLS	<b>10</b> 6900  VISORS, ASSIST HANDLES & MIRRORS
			<b>12</b> 7250  QUARTER WINDOW & TRIMS	<b>11</b> 6930  CAUTION PLATES & LABELS	

## SECTION NAME INDEX (ENGINE)

LO.NO	SEC.NO	SECTION NAME	LO.NO	SEC.NO	SECTION NAME	LO.NO	SEC.NO	SECTION NAME
1-C03	1000	ENGINE & GASKET SETS	1-K09	1950	AUTOMATIC TRANSMISSION MANUAL LINKAGE SYSTEM			
1-E03	1010	CYLINDER HEAD & COVER	1-M09	1960	AUTOMATIC TRANSMISSION GASKET & SEAL KIT			
1-H03	1030	CYLINDER BLOCK						
1-J03	1040	OIL PAN & TIMING COVER						
1-L03	1100	PISTON, CRANKSHAFT & FLYWHEEL						
1-C04	1200	VALVE SYSTEM						
1-E04	1300	INLET MANIFOLD						
1-F04	1310	EXHAUST MANIFOLD						
1-G04	1320	FUEL SYSTEM						
1-I04	1325	FUEL DISTRIBUTOR						
1-J04	1330	AIR CLEANER						
1-L04	1364	THROTTLE BODY						
1-M04	1370	EMISSION CONTROL SYSTEM (INLET SIDE)						
1-C05	1400	OIL PUMP & FILTER						
1-E05	1500	COOLING SYSTEM						
1-H05	1580	BRACKET, PULLEY & BELT						
1-C06	1600	CLUTCH DISC & COVER						
1-D06	1700	MANUAL TRANSMISSION CASE						
1-E06	1710	MANUAL TRANSMISSION GEARS						
1-J06	1720	MANUAL TRANSMISSION CHANGE CONTROL SYSTEM						
1-M06	1800	ENGINE ELECTRICAL SYSTEM						
1-C07	1830	ALTERNATOR						
1-E07	1840	STARTER (MT)						
1-G07	1840 A	STARTER (AT)						
1-I07	1850	BATTERY						
1-J07	1910	AUTOMATIC TRANSMISSION TORQUE CONVERTER, OIL PUMP & PIPINGS						
1-M07	1920	AUTOMATIC TRANSMISSION CASE & MAIN CONTROL SYSTEM						
1-F08	1925	AUTOMATIC TRANSMISSION CONTROL VALVE						
1-M08	1930	AUTOMATIC TRANSMISSION CLUTCHES & PLANETARY GEARS						
1-H09	1940	AUTOMATIC TRANSMISSION GOVERNOR, LOW & REVERSE PISTON						

CATLOG-NO= AUNA05-04

DATE. 1997-07

PAGE. 1

## SECTION NAME INDEX (CHASSIS)

LO.NO	SEC.NO	SECTION NAME	LO.NO	SEC.NO	SECTION NAME	LO.NO	SEC.NO	SECTION NAME
1-C11	2505	REAR PROPELLER SHAFT	1-F16	4340	BRAKE MASTER CYLINDER & POWER BRAKE (W/O ANTILOCK BRAKE)			
1-D11	2550	REAR DRIVE SHAFT						
1-F11	2600	REAR AXLE	1-H16	4340 A	BRAKE MASTER CYLINDER & POWER BRAKE (W/ANTILOCK BRAKE)			
1-G11	2610	REAR BRAKE MECHANISMS						
1-J11	2710	REAR DIFFERENTIALS (NORMAL DIFF.)	1-K16	4360	BRAKE PIPINGS (W/O ANTI LOCK BRAKE SYSTEM)			
1-C12	2710 A	REAR DIFFERENTIALS (LIMITED SLIP DIFF.)	1-M16	4360 A	BRAKE PIPINGS (ANTI LOCK BRAKE SYSTEM)			
1-G12	2800	REAR SUSPENSION MECHANISMS	2-C03	4370	ANTILOCK BRAKE SYSTEM			
1-H12	2810	REAR STABILIZER	2-E03	4400	PARKING BRAKE SYSTEM			
1-I12	2830	REAR LOWER ARMS & SUB FRAME	2-G03	4500	FUEL PIPINGS			
1-K12	3200	STEERING WHEEL	2-I03	4600	CHANGE CONTROL SYSTEM (AT)			
1-L12	3210	STEERING COLUMN & SHAFTS						
1-M12	3220	STEERING GEAR (W/O POWER STEERING)						
1-C13	3220 A	STEERING GEAR (W/POWER STEERING)						
1-N13	3240	POWER STEERING SYSTEM						
1-K13	3300	FRONT AXLE (W/O ANTILOCK BRAKE)						
1-L13	3300 A	FRONT AXLE (W/ANTILOCK BRAKE)						
1-M13	3310	FRONT BRAKE MECHANISMS						
1-N13	3400	FRONT SUSPENSION MECHANISMS						
1-E14	3410	CROSSMEMBER & STABILIZER						
1-F14	3700	TIRES & JACK						
1-C15	3900	ENGINE & T/MISSION MOUNTINGS						
1-D15	4000	EXHAUST SYSTEM						
1-F15	4140	MANUAL TRANSMISSION CLUTCH REL EASE & MASTER CYLINDERS						
1-G15	4145	MANUAL TRANSMISSION CLUTCH PIP INGS						
1-H15	4160	ACCELERATOR CONTROL SYSTEM						
1-I15	4200	FUEL TANK						
1-L15	4210	FUEL LID OPENER						
1-N15	4300	MANUAL TRANSMISSION CLUTCH & B RAKE PEDALS						
1-D16	4300A	AUTOMATIC TRANSMISSION BRAKE P EDAL						

## SECTION NAME INDEX (BODY)

LO.NO	SEC.NO	SECTION NAME	LO.NO	SEC.NO	SECTION NAME	LO.NO	SEC.NO	SECTION NAME
2-C05	0900	KEY SETS	2-C14	6100	HEATER	3-D06	6900	SUN VISORS, ASSIST HANDLES & MIRRORS
2-E05	5000	FRONT BUMPER	2-D14	6110	HEATER UNIT COMPONENTS	3-G06	6930	CAUTION PLATES & LABELS
2-H05	5010	REAR BUMPER	2-E14	6115	HEATER CONTROL COMPONENTS	3-I06	7250	QUARTER WINDOW & TRIMS
2-J05	5030	WINDOW MOULDING & COWL GRILLES	2-G14	6120	HEATER BLOWER COMPONENTS			
2-K05	5100	HEAD LAMPS	2-H14	6130	AIR CONDITIONER			
2-L05	5103	HEAD LAMP RETRACTORS	2-L14	6135	AIR CONDITIONING COOLING PIPE O-RING			
2-C06	5105	FRONT COMBINATION LAMPS	2-M14	6140	AIR CONDITIONING COMPRESSOR COMPONENTS			
2-E06	5110	REAR COMBINATION LAMPS	2-C15	6150	AIR CONDITIONING COOLING UNIT			
2-I06	5125	INTERIOR LAMPS	2-D15	6300	WINDOW GLASSES			
2-J06	5170	ORNAMENTS	2-E15	6330	SUN ROOF			
2-K06	5180	REAR FINISHER	2-E16	6600	ENGINE SWITCHES & RELAYS			
2-L06	5230	BONNET	2-J16	6610	DASHBOARD SWITCHES			
2-N06	5260	TRUNK LID	2-L16	6611	COMBINATION SWITCH			
2-D07	5310	FRONT PANELS	2-M16	6630	BODY RELAYS & UNIT			
2-E07	5320	FENDER & WHEEL APRON PANELS	3-C03	6635	DOOR SWITCH & HORNS			
2-H07	5330	DASH & COWL PANELS	3-D03	6640	AUTO CRUISE CONTROL SYSTEM			
2-I07	5340	SIDE PANELS	3-E03	6680	AUDIO SYSTEMS (RADIO & TAPE DECK)			
2-N07	5370	FLOOR PANELS	3-K03	6682	AUDIO SYSTEMS (ANTENNA & SPEAKER)			
2-E08	5380	FLOOR ATTACHMENTS (HOLE COVERS)	3-N03	6700	FRONT & REAR WIRING HARNESSSES			
2-F08	5390	FLOOR ATTACHMENTS	3-F04	6701	ENGINE & TRANSMISSION WIRING HARNESSSES			
2-C09	5500	DASHBOARD EQUIPMENTS	3-G04	6702	DASHBOARD WIRING HARNESSSES			
2-F09	5520	METER HOOD	3-H04	6703	DOOR, FLOOR & CEILING WIRING HARNESSSES			
2-G09	5530	SPEEDOMETER CABLE	3-I04	6704	WIRING HARNESS CLAMPS			
2-H09	5540	METER COMPONENTS	3-L04	6720	WINDSHIELD WASHER (W/O ANTI LOCK BRAKE)			
2-K09	5560	DASHBOARD & RELATED PARTS	3-N04	6720 A	WINDSHIELD WASHER (W/ANTI LOCK BRAKE)			
2-N09	5570	CONSOLE	3-E05	6730	WINDSHIELD WIPERS			
2-E10	5580	VENTILATOR	3-G05	6740	WIPER MOTOR COMPONENTS			
2-G10	5700	SEATS	3-H05	6820	FRONT HEADER TRIM & PILLAR TRIMS			
2-I12	5790	SEAT BELTS	3-I05	6840	TRIMS & SCUFF PLATES			
2-J12	5795	AIR BAG	3-L05	6860	FLOOR MATS & PADS			
2-K12	5800	FRONT DOORS	3-C06	6870	SERVICE TOOLS			
2-N12	5830	FRONT DOOR MECHANISMS						
2-F13	5840	FRONT DOOR TRIMS & RELATED PARTS						

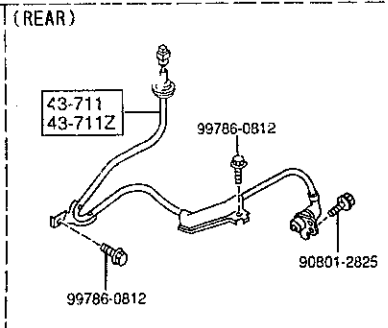
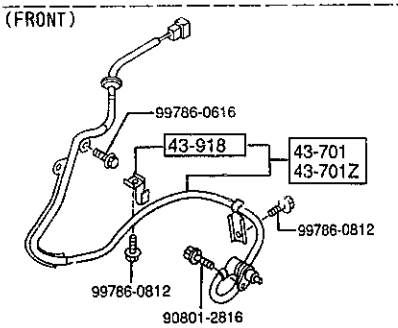
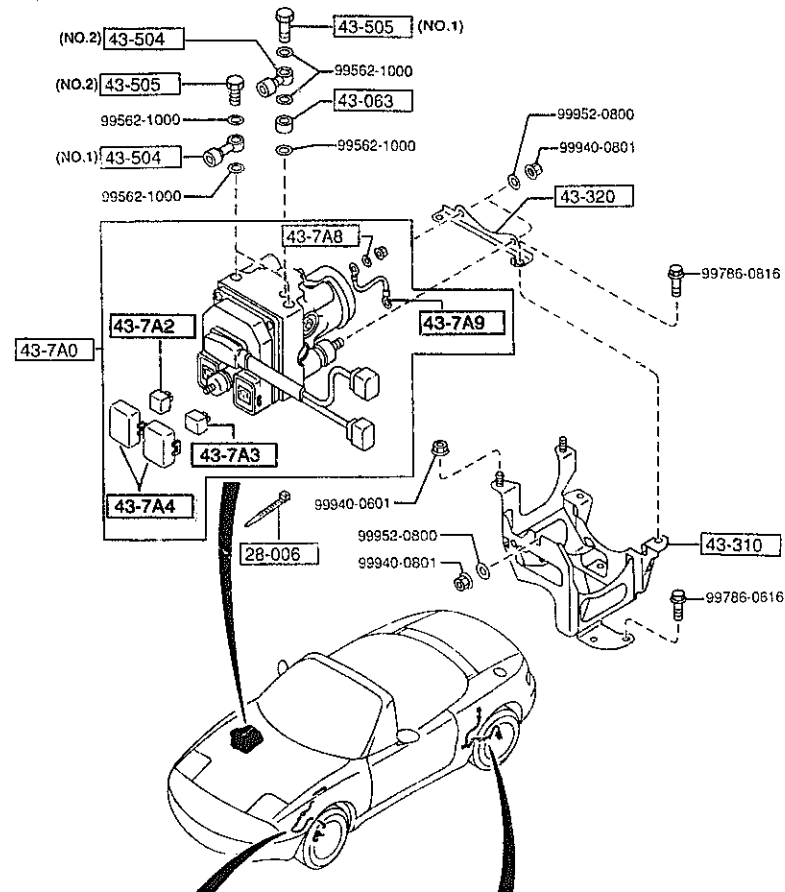
CATLOG-NO= AUNA05-04

DATE. 1997-07

PAGE. 3

2-D 2

4370 ANTILOCK BRAKE SYSTEM



PART NO.	QTY	MODEL/RESTRICTION	MODEL/RESTRICTION	MODEL/RESTRICTION	FROM-TO
28-006 H720-28-006	1	BAND, DUST BOOT-DAMPER			-4B01
43-063 HG83-43-506	1	SPACER			
43-310 NB13-43-310A	1	BRACKET NO 1, A.B.S.			
43-320 NB13-43-321A	1	BRACKET NO 2, A.B.S.			
43-504 EA03-43-504B W023-43-504	2 1	JOINT, PIPE (ILLUST. NO. 1) (ILLUST. NO. 2)			
43-505 HG83-43-505 W023-43-505	1 2	BOLT, CONNECTOR (ILLUST. NO. 1) (ILLUST. NO. 2)			
43-7A0 NB13-43-7A0A A (NB13-43-7A0B) NB13-43-7A0B	1 1	UNIT, HYDRAULIC-ABS			-4C05 4C05-
43-7A2 *HG82-43-7A2	1	RELAY, MOTOR-HYD. UNIT			
43-7A3 NA23-43-7A4 *NA23-43-7A3	1 1	RELAY, VALVE-HYD. UNIT			-6401 6401-
43-7A4 *HG82-43-7A4	2	COVER 'L', HYDRAULIC UNIT			
43-7A8 NA23-43-7A8	1	WASHER, HYD. UNIT			
43-7A9 *H415-43-7A9	1	WIRE, EARTH-HYD. UNIT			
4B01 NA35* -606043 4C05 NA35* -610026 6401 NA35* -717787					

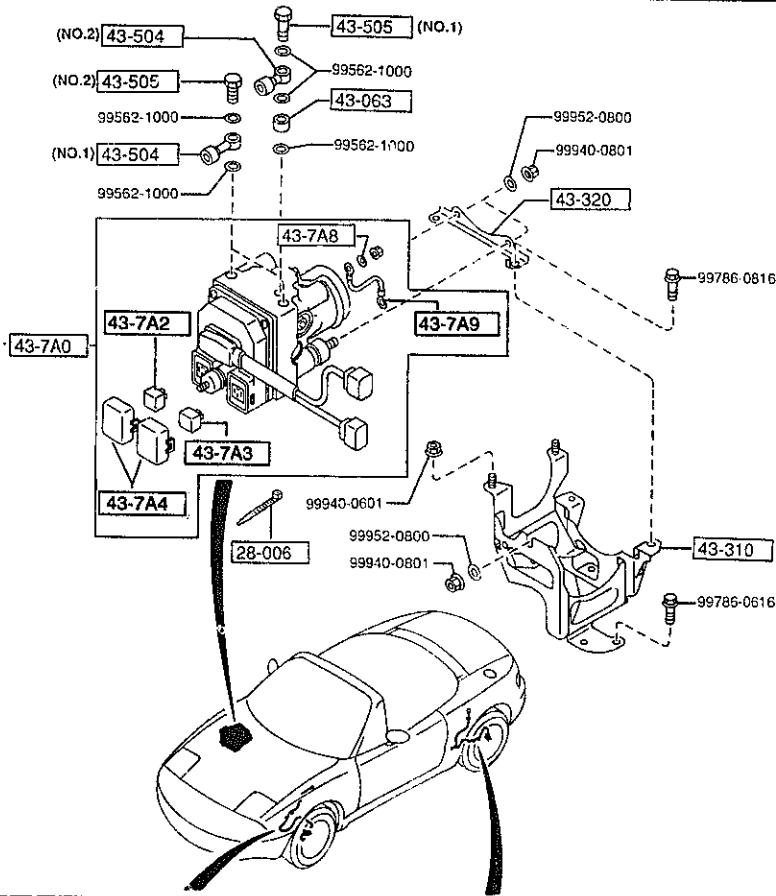
AUNA05

CAT. AUNA05-04

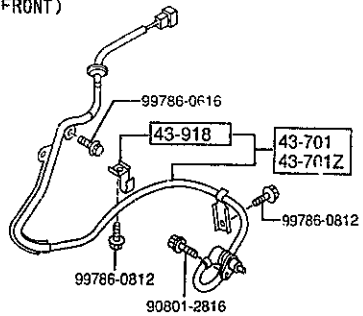
1997-07

4370 ANTILOCK BRAKE SYSTEM

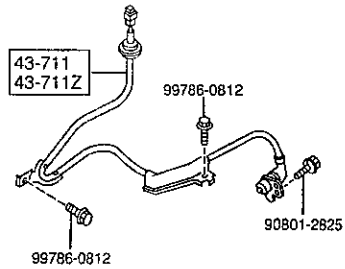
4370 -2 \* ANTILOCK BRAKE SYSTEM



(FRONT)



(REAR)



PART NO.	QTY	MODEL/RESTRICTION	MODEL/RESTRICTION	MODEL/RESTRICTION	FROM-TO
43-701 NA23-43-70XE	1	SENSOR(R),FRT-A.B.S.			
43-701Z NA23-43-73XE	1	SENSOR(L),FRT-A.B.S.			
43-711 NA23-43-71YB	1	SENSOR(R),RR-A.B.S.			
43-711Z NA23-43-72.B	1	SENSOR(L),RR-A.B.S.			
43-918 NA23-43-705	2	CLIP,SENSOR HARNESS			

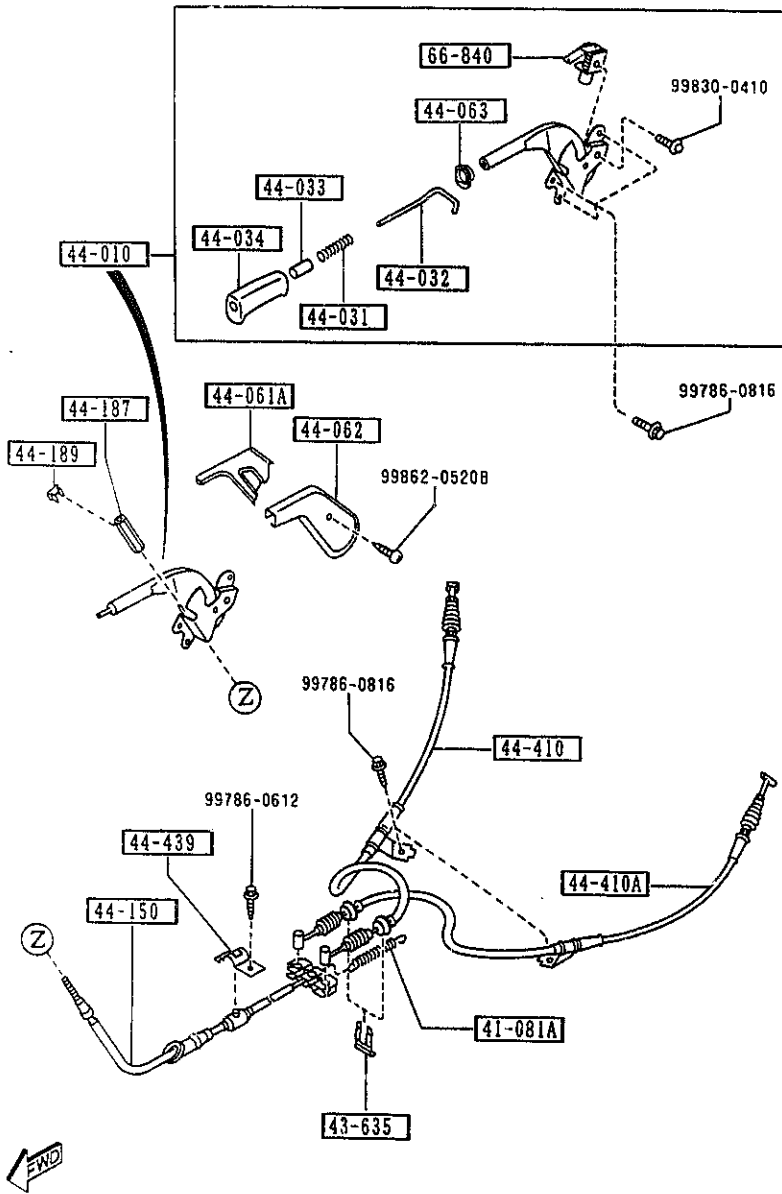
AUNA05

CAT. AUNA05-04

1997-07

4400 PARKING BRAKE SYSTEM

4400 -1 PARKING BRAKE SYSTEM



PART NO.	QTY	MODEL/RESTRICTION	MODEL/RESTRICTION	MODEL/RESTRICTION	FROM-TO
41-081A		SPRING, RETURN			
0750-41-308	1				
43-635		CLIP, FLEXIBLE HOSE			
W023-43-635	2				-4927
A (W023-43-635A)					
W023-43-635A	2				4927-
44-010		LEVER, PARKING BRAKE			
NA01-44-010	1	(URETHANE)			
N001-44-010A	1	(WOOD)			
44-031		SPRING, PARKING REVER			
G030-44-031	1				
44-032		ROD, RELEASE			
NA01-44-032	1				
44-033		BUTTON, RELEASE			
FB01-44-033	1				
44-034		CAP, PARK BRAKE LEVER			
FB01-44-034	1	(URETHANE)			
N001-44-034B	1	(WOOD)			
44-061A		COVER			
FB01-44-061B	1				
44-062		COVER			
FB01-44-062A	1				
44-063		SPACER			
FC01-44-063A	1	(URETHANE)			
N001-44-063	1	(WOOD)			
44-150		CABLE, PARKING-FRT			
NA01-44-150C	1				
44-187		SCREW, ADJUST			
0866-44-187A	1				

4927 NA35\* -603489

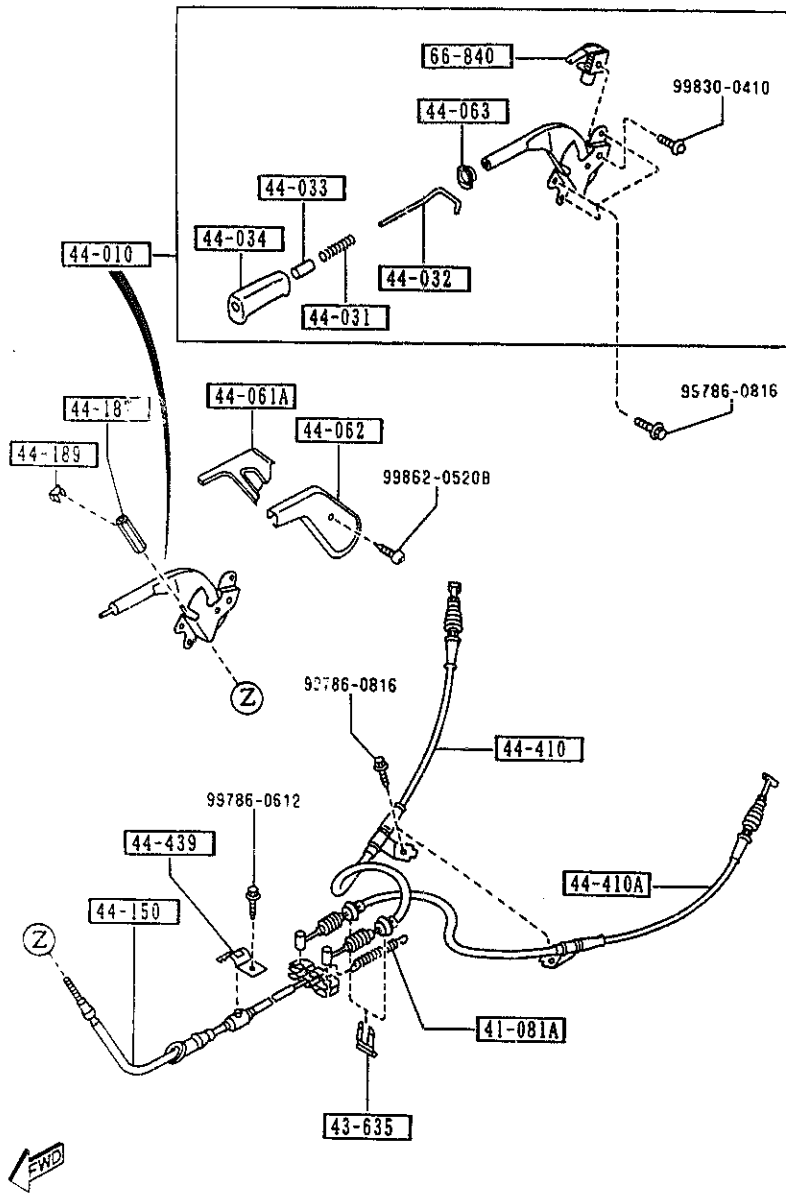
AUNA05

CAT. AUNA05-84

1997-07

4400 PARKING BRAKE SYSTEM

4400 -2 \* PARKING BRAKE SYSTEM



PART NO.	QTY	MODEL/RESTRICTION	MODEL/RESTRICTION	MODEL/RESTRICTION	FROM-TO
44-189		CLIP			
0866-44-189	1				
44-410		CABLE(R),R.-PARK.			
NA75-44-410	1				
44-410A		CABLE(L),R.-PARK.			
NA75-44-420	1				
44-439		CLIP,CABLE			
1011-44-439	1				
66-840		SWITCH,PARKING LAMP			
6J21-66-450A	1				

AUNA05

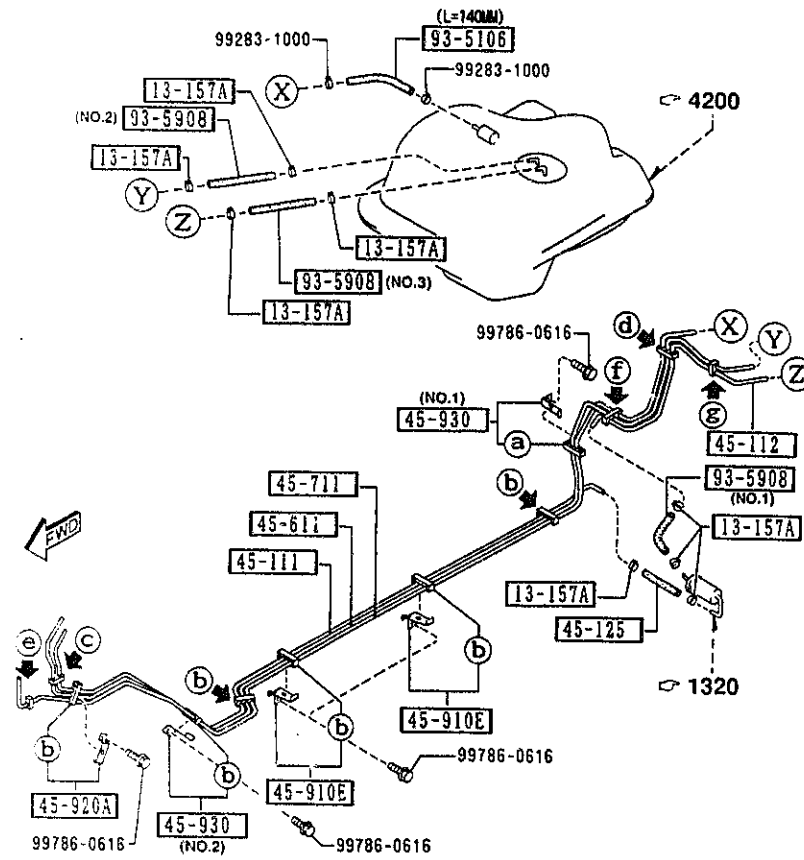
CAT. AUNA05-04

1997-07



4500 FUEL PIPINGS

4500 -1 FUEL PIPINGS

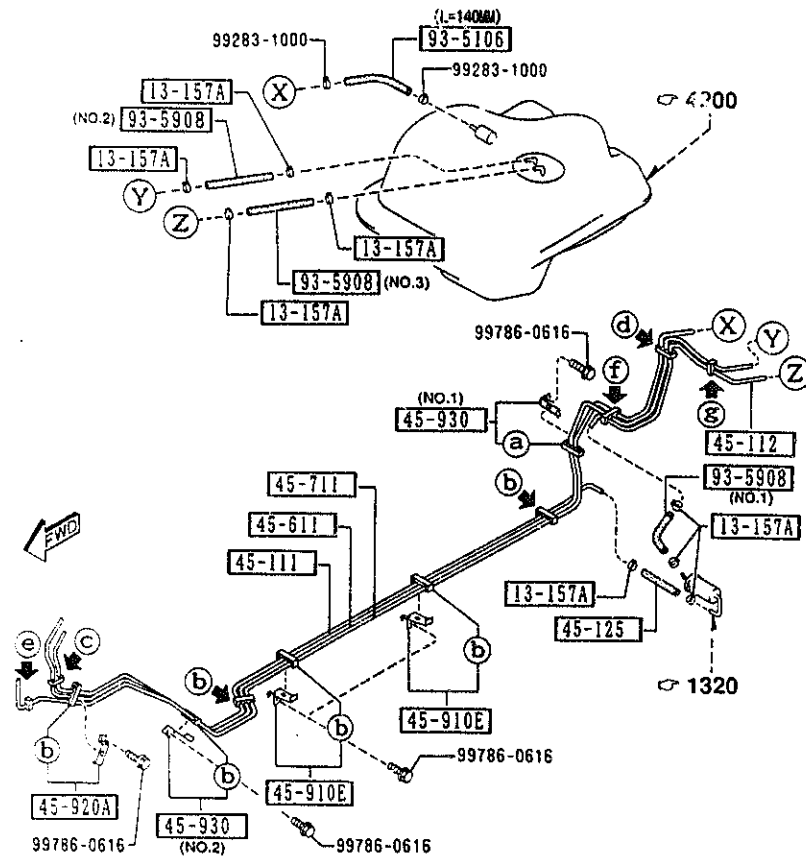


a	b	c	d	e	f	g
45-912D (NO.1)	45-912D (NO.2)	45-913	45-913A	45-914	45-915	45-921

PART NO.	QTY	MODEL/RESTRICTION	MODEL/RESTRICTION	MODEL/RESTRICTION	FROM-TO
13-157A		CLIP			
8574-13-157	8				
45-111		PIPE, FUEL-MAIN			
NA01-45-111	1				
45-112		PIPE, FUEL-MAIN			
NA75-45-112A	1				
45-125		HOSE, FUEL			
99359-0815	1				
45-611		PIPE, FUEL-RETURN			
NA75-45-611A	1				
45-711		PIPE, EVAPORATION			
NA75-45-711A	1				
45-910E		HOLDER, PIPE			
H266-45-910A	2				
45-912D		HOLDER 'A'			
H260-45-912	1	(ILLUST. NO. 1)			
H266-45-912	6	(ILLUST. NO. 2)			
45-913		HOLDER, PIPE			
NA01-45-912	1				
45-913A		CLIP, PIPE			
NA01-45-913	1				
45-914		HOLDER, PIPE			
FB01-45-914	1	NIFUKO			
45-915		CLIP, PIPE			
NA01-45-914	1				
45-920A		HOLDER 'B', PIPE			
H266-45-920A	1				

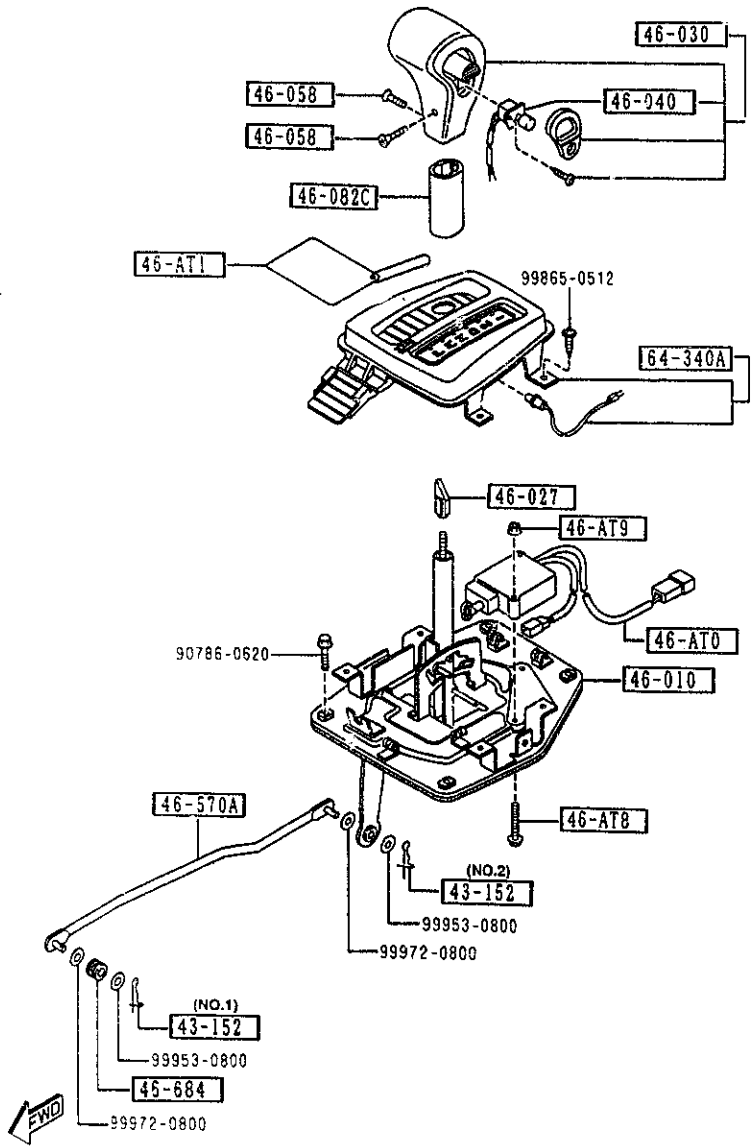
4500 FUEL PIPINGS

4500 -2 \* FUEL PIPINGS

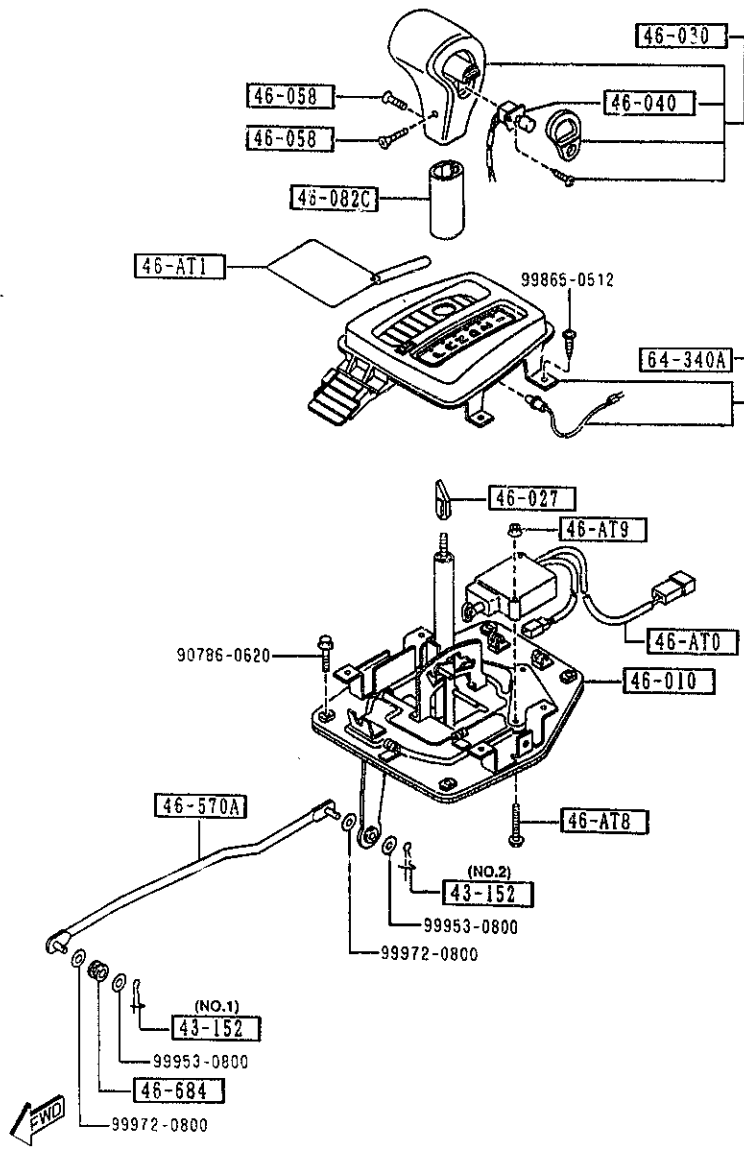


a	b	c	d	e	f	g
45-912D (NO.1)	45-912D (NO.2)	45-913	45-913A	45-914	45-915	45-921

PART NO.	QTY	MODEL/RESTRICTION	MODEL/RESTRICTION	MODEL/RESTRICTION	FROM-TO
45-921		CLIP,PIPE			
B210-45-917	1				
45-930		HOLDER'C',PIPE			
H260-45-930	1	(ILLUST. NO.1)			
H266-45-930A	1	(ILLUST. NO.2)			
93-5106		HOSE			
99351-06999	1	L=1M CUT IT TO USE			
93-5908		HOSE			
99359-0816	1	(ILLUST. NO.1)			
99359-0817	1	(ILLUST. NO.2)			
99359-0818	1	(ILLUST. NO.3)			



PART NO.	QTY	MODEL/RESTRICTION	MODEL/RESTRICTION	MODEL/RESTRICTION	FROM-TO
43-152		PIN,SNAP			
D001-43-152	1	(ILLUST. NO.1)			
FB02-43-152A	1	(ILLUST. NO.2)			
46-AT0		ACTUATOR,SHIFT LOCK			
NA81-46-AT0B	1				
46-AT1		TAG,CAUTION-CHANGE			
FD02-46-AT1	1				-4A01
46-AT8		SCREW			
H338-46-AT8	2				
46-AT9		NUT			
H338-46-AT9	2				-5401
46-010		LEVER,SELECT			
NA81-46-100	1				
46-027		CAM,CHANGE LEVER			
H338-46-027	1				
46-030		KNOB,CHANGE LEVER			
NA81-46-030A A (NA81-46-030B)	1				-5703
NA81-46-030B	1				5703-
46-040		SWITCH,OVER DRIVE CO NTROL			
NA81-46-040	1				
46-058		SCREW,CHANGE LEVER K NOB			
FB02-46-058C	2				
46-082C		COVER,SELECT LEVER			
NA03-46-088	1				
46-570A		ROD,SELECTOR-REAR			
NA03-46-570	1				
46-684		BUSH			
1015-46-684A	1				
4A01 NA35* -603621 5401 NA35* -619598 5703 NA35** -700001					



PART NO.	QTY	MODEL/RESTRICTION	MODEL/RESTRICTION	MODEL/RESTRICTION	FROM-TO
64-340A NAB1-64-350A	1	INDICATOR			